



Datasheet

Differential Pressure Sensor (PL-MLP2-1.5-5)

Description

The MLP2 Low Differential Pressure transmitters is designed for use in OEM or high density panel mounting applications. Key installation features include an integral 35 mm Din rail mounting foot, vertically orientated wiring and pressure connections, and a pushbutton zero function conveniently located on the front cover. The MLP2 incorporates a high accuracy, piezoresistive, silicon sensing element which senses differential pressure and provides a linear 4 to 20 mA or DC voltage output equal to the specified pressure range. This technology reduces warmup shift while also reducing the effect of package stress for increased long term stability. In addition, the unit contains a de-pluggable terminal block that can be removed for ease of installation.

Features

- Removable terminal blocks
- Push button Auto Zero
- User adjustable Zero and Span
- Diagnostic Mode, Factory Reset
- Compact Size

Technical Specifications

Supply Voltage: 24 VAC ($\pm 10\%$), 12-36 VDC

Supply Current: 23 mA minimum

Output Voltage: 0-5 VDC

Differential Pressure Range: 0-1.5" w.c.

Accuracy¹: $\pm 5\%$ FSO

Repeatability: $\pm 0.3\%$ FSO nominal

Temperature: 32 to 185 °F (0 to 85 °C)

Humidity: 10 to 95% RH, non-condensing

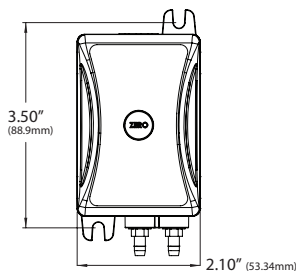
Media: Dry air or inert non-conductive gases

Enclosure: Polycarbonate – UL94-V0

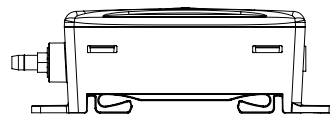
Approvals: REACH, RoHS, WEEE

Note¹: Accuracy includes Hysteresis, Linearity, and Repeatability at 71°F (21.5°C) Typical

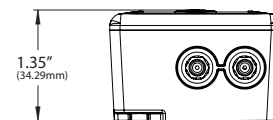
Dimensions in inches (mm)



Front View



Right View



Bottom View

Phone 450-973-5100 | Toll Free 1-877-977-6566